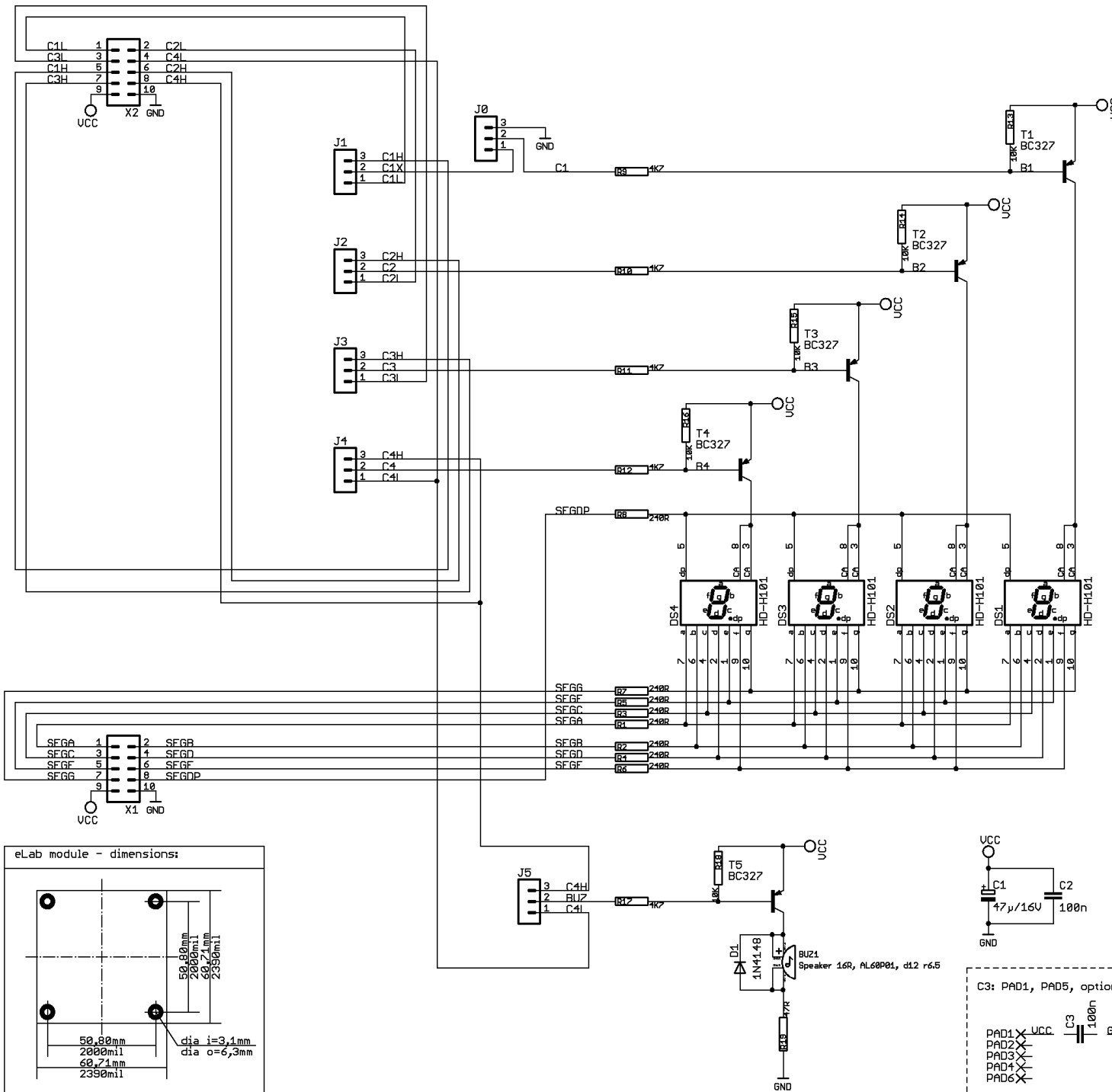
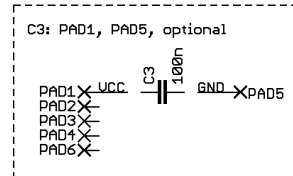
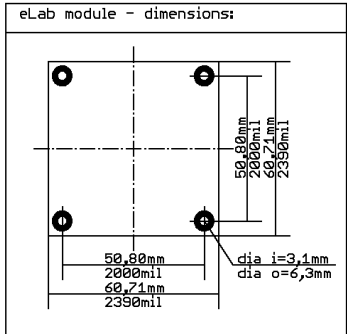


# Common Anode LED Display



Jumper settings:	
Buzzer, BUZ1:	
 TP1	 J5 disabled
 J5	 J5 C4H, default
 J5	 J5 C4L
 J4 J3 J2 J1 J0	DS1..DS4 enabled using C1L...C4L, default
 J4 J3 J2 J1 J0	DS1 always enabled, DS2..DS3 using C2L..C4L
 J4 J3 J2 J1 J0	DS1..DS4 enabled using C1H...C4H
 J4 J3 J2 J1 J0	DS1 always enabled, DS2..DS3 using C2H..C4H
 J4 J3 J2 J1 J0	DS1 always enabled, DS2..DS4 disabled
 J4 J3 J2 J1 J0	DS1..DS4 disabled



**SENG digitale Systeme GmbH**  
 (C) Copyright 2004 SENG digitale Systeme GmbH  
 TITLE: 021LL001

Document Number:	REV:
eLAB - 4 digit 7 segment CA display	1.1
Date: 10.11.2004 15:37:55	Sheet: 1/1